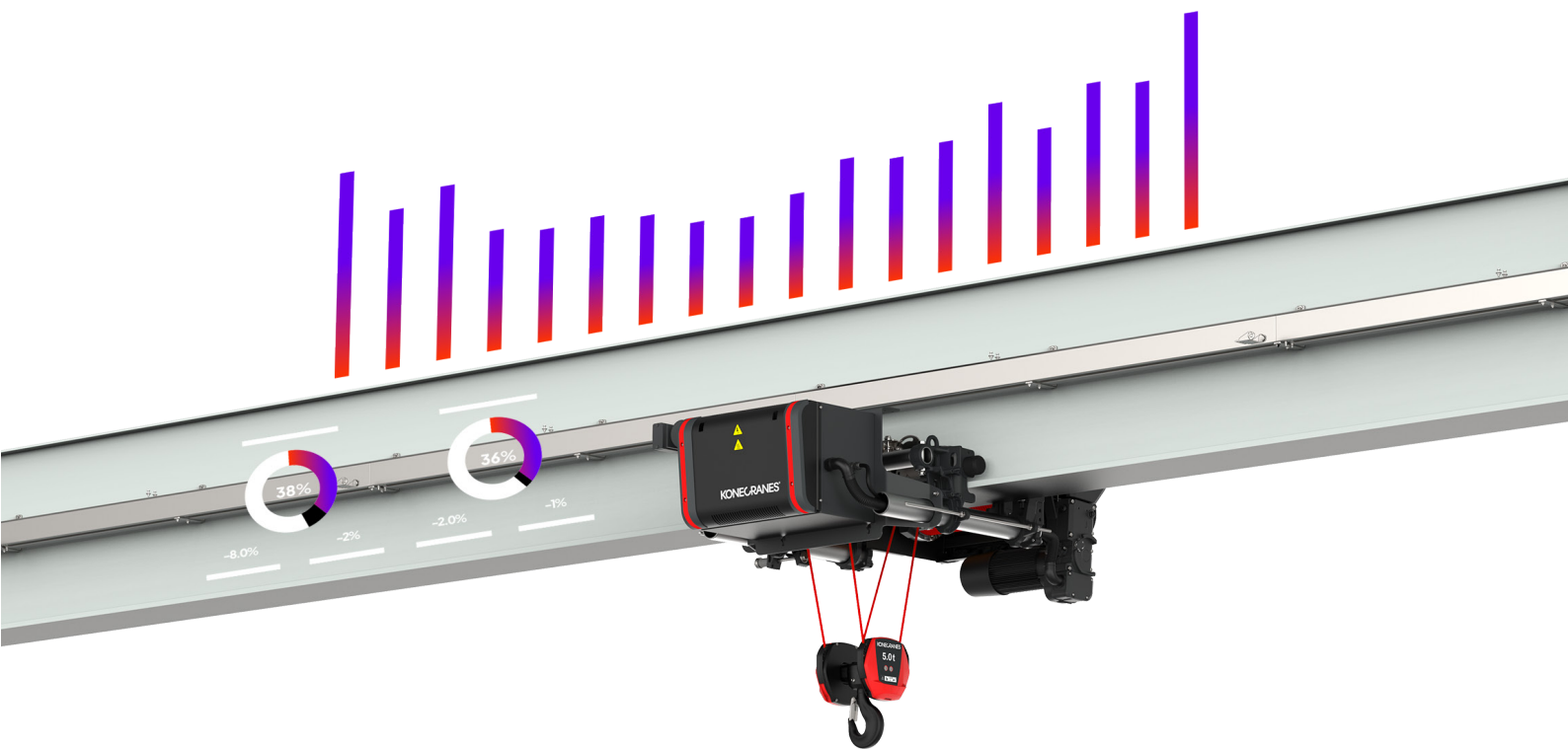


Optimize crane operations with integrated data

The TRUCONNECT Industrial Cranes API lets you access your TRUCONNECT Remote Monitoring data in your own system, eliminating the need for manual data entry. TRUCONNECT provides you with critical information on equipment usage, condition and alerts for more efficient maintenance and operations. Various data packages are available to help meet your specific needs.



What is an API?

Application Programmable Interface (API) provides a standard and secure way for different applications to connect and work with each other and deliver the requested information without user intervention.

Useful information for your equipment

To access the TRUCONNECT API, you need to have a Konecranes service agreement that includes TRUCONNECT Remote Monitoring and modem activation.

Challenges

Managing data from multiple suppliers—each with their own online portal—can be complex and time-consuming. And if you want your crane data in your ERP system, Konecranes technicians need to be set up with accounts along with other logistical requirements just to manually enter the information.

Solution

Streamline your process with the TRUCONNECT API. Save time on system management and simplify access controls to ensure the right people have the right information when they need it.



Benefits



- **Improved productivity:** Integration streamlines processes, helps optimize crane usage, and eliminates manual data entry.
- **Flexibility:** Integrating remote monitoring data into your ERP system centralizes operational information and simplifies data management.
- **Ease of access:** Enables all relevant teams—like maintenance, logistics and operations—to access consistent crane performance data for better coordination.
- **Realtime:** Immediate, view of TRUCONNECT data from your equipment.



How it works

Subscribe to the TRUCONNECT Industrial Cranes API to provide your IT systems with access to TRUCONNECT data via a cloud API that complies with ISO15143-3:2020.

1. Go to the Konecranes Developer Portal and sign up for free: <https://developer.konecranes.com>.
2. Click on “Getting Started” to see the instructions.
3. Look for TRUCONNECT Industrial Cranes Data via “Browse API’s” and wait for admin approval to get the subscription key.
4. Follow the guidance for authentication and go-live request.



This publication is for general informational purposes only. Konecranes reserves the right at any time, without notice, to alter or discontinue the products and/or specifications referenced herein. This publication creates no warranty on the part of Konecranes, express or implied, including but not limited to any implied warranty or merchantability or fitness for a particular purpose.